

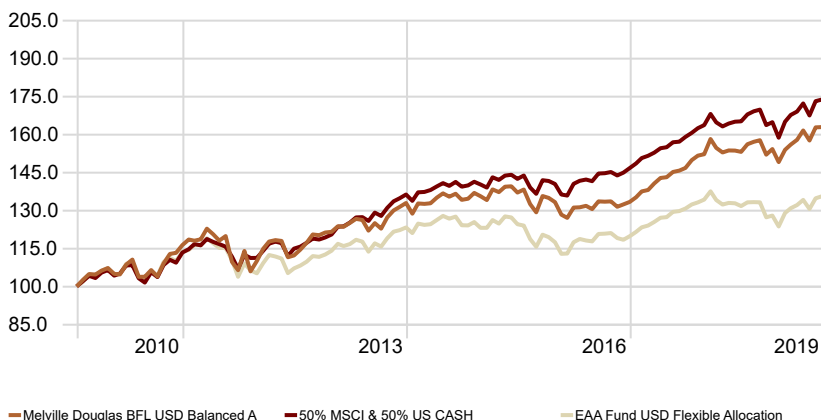
# Melville Douglas Balanced Fund Ltd

## USD Balanced Class (the "Fund")

Minimum Disclosure Document as at 31 July 2019



### Investment Growth\*\*\*



### Trailing Returns\*\*\*

	1 Month	YTD	1 Year	3 Years	5 Years	10 Years
Melville Douglas BFL USD Balanced A	0.1	9.3	4.3	6.9	3.8	5.0
50% MSCI & 50% US CASH	0.4	9.5	3.5	6.3	4.5	5.7
EAA Fund USD Flexible Allocation	0.6	9.6	1.8	4.0	1.4	3.1

### Risk Matrix \*

	Class A	Benchmark	Cat Avg
Information Ratio (arith)	-0.3		-1.8
Std Dev	5.9	7.7	6.0
Sharpe Ratio **	0.9	0.8	0.4

### Highest and lowest 12 month rolling returns since inception

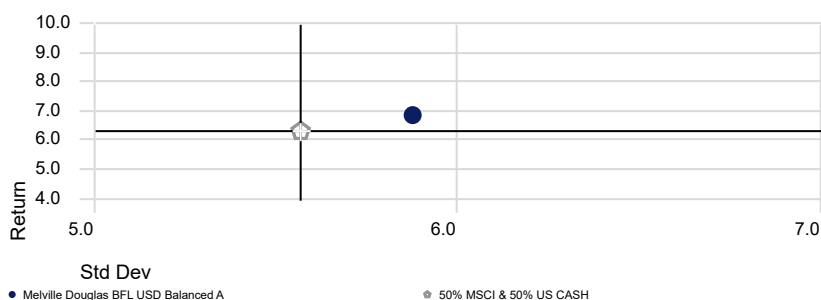
Highest 12 month rolling return 24.9

Lowest 12 month rolling return -25.4

### Monthly Returns\*\*\*

	Jan	Feb	Mar	Apr	May	Jun	Jul	Aug	Sep	Oct	Nov	Dec	Year
2019	3.2	1.3	1.2	2.3	-2.5	3.3	0.1						
2018	3.9	-2.2	-1.2	0.5	0.0	-0.3	2.0	0.6	0.4	-3.6	1.5	-3.3	-2.0
2017	1.4	1.7	0.4	1.9	1.6	0.2	1.4	0.4	0.7	2.1	1.2	0.4	14.1
2016	-3.7	-1.0	3.2	0.1	0.4	-1.0	2.3	-0.1	0.1	-1.6	0.7	0.7	0.1
2015	-1.1	3.1	-0.8	1.6	0.1	-1.8	0.9	-4.2	-2.5	5.0	-0.6	-1.2	-1.7
2014	-3.2	3.1	-0.1	0.2	1.7	1.2	-1.0	0.9	-1.8	0.3	1.7	-1.0	2.0

### Risk-Reward \*




### Investment Objective

The objective is to provide long term capital growth in US Dollar terms by investing in a balanced portfolio of globally diversified equity and fixed income.

### Top Holdings

	Portfolio Weighting %
US Treasury 1.0	22.9
Microsoft Corp	3.4
European Bank 1.75	2.9
International Bank 1.125	2.9
Kreditanstalt 2.75	2.9
Experian PLC	2.8
Mastercard Inc A	2.8
Starbucks Corp	2.7
US Treasury 2.75	2.6
Visa Inc Class A	2.6

### Asset Allocation



### Operations

Name	Melville Douglas BFL USD Balanced A
Month end price (USD)	\$ 187.6
Total fund AUM (m)	\$ 10.4

### Fund Managers

**Bernard Drotschie**  
Bernard is the Chief Investment Officer. He holds a B.Com (Hons) degree in Econometrics, is a CFA® Charterholder, and is a Certified Financial Planner™ professional.

### Portfolio Risk

LOW MEDIUM HIGH

\* Data is displayed over a 3 year rolling period  
\*\* Risk free rate = US Treasury T-Bill 3 Months  
\*\*\* Class A since inception. Information compiled using Morningstar based on the most recent published information available to Morningstar at the end of the relevant period. This information is for illustrative purposes only.

Not to be distributed outside of Jersey.

# Melville Douglas Balanced Fund Ltd

## USD Balanced Class

Minimum Disclosure Document as at 31 July 2019



### Additional Risk Information

Where foreign securities are included in the portfolio there may be additional risks, such as potential constraints on liquidity and the repatriation of funds, macroeconomic risks, political risks, tax risks, settlement risks, interest rate and potential limitations on the availability of market information.

The risk rating seen on page 1 is designed to give an indication of the level of risk, measured by volatility, associated with this specific portfolio. In order to arrive at the specific risk rating of the portfolio in question, Melville Douglas measures the volatility of the fund, in the form of standard deviation, over a three year rolling period, and compares the result to internal risk parameters. Please note that these risk ratings are designed as a guide only.

Other Fund Facts		Fund Costs- 12 months				
<b>Manager</b>	STANLIB Fund Managers Jersey Limited	<b>Fee Class</b>	<b>Management Fee</b>	<b>TER</b>	<b>TC</b>	<b>TIC</b>
<b>Investment Manager</b>	Melville Douglas Investment Management (Pty) Ltd	<b>Class B</b>	1.15%	1.20%	0.00%	1.20%
<b>Custodian</b>	Apex Financial Services (Corporate) Limited	TER = (Total Expense Ratio), TC = (Transaction Costs), TIC = (Total Investment Cost ; TER + TC = TIC)				
<b>Auditors</b>	PwC, Ireland	Where a transaction cost is not readily available, a reasonable best estimate has been used. TER reflected is 1 month in arrears. Estimated transaction costs may include Bond, Money Market and FX Costs (where applicable).				
<b>Fund Directors</b>	H.Holmes, G.S.Baillie, M.Farrow, and O.Sonnichler					
<b>Registered Office</b>	47-49 La Motte Street, St Helier, Jersey					
<b>Publication Date</b>	13 August 2019					
<b>Share Class ISIN</b>	JE00B504TG57					
<b>Minimum Investment</b>	\$10 000					
<b>Launch Date</b>	16 February 1999					
		Fund Costs- 36 months				
		<b>Fee Class</b>	<b>Management Fee</b>	<b>TER</b>	<b>TC</b>	<b>TIC</b>
		<b>Class B</b>	1.15%	0.97%	0.00%	0.97%
		TER = (Total Expense Ratio), TC = (Transaction Costs), TIC = (Total Investment Cost ; TER + TC = TIC)				
		Where a transaction cost is not readily available, a reasonable best estimate has been used. TER reflected is 1 month in arrears. Estimated transaction costs may include Bond, Money Market and FX Costs (where applicable). Share classes in issue for less than 36 months is not disclosed.				
		Contact Details				
		<b>Melville Douglas Investment Management (Pty) Ltd</b>				
		8th Floor West Wing, 30 Baker Street, Rosebank, 2196. PO Box 411184, Craighall 2024, South Africa				
		Telephone: +27 (11) 721 7964 Fax: +27(0)86202 7235				
		www.melvilledouglas.co.za				

### Statutory Disclosure and General terms and Conditions

This document does not constitute an offer to buy or a solicitation of an offer to buy or sell shares of the Fund in any jurisdiction in which an offer or solicitation is not authorised or to any person to whom it is unlawful to make such an offer of solicitation and is for information purposes only. Subscriptions will only be received and shares issued on the basis of the current prospectus and prospective investors should carefully consider the risk warnings and disclosures for the Fund set out therein. The value of shares may go down as well as up and investors may get back less cash than originally invested. Performance is calculated for the portfolio, as well as that the individual investor performance may differ as a result of initial fees, the actual investment date, the date of reinvestment and dividend withholding tax. Past performance is not necessarily a guide to future performance. An investment in the shares of the Fund is not the same as a deposit with a banking institution. Fluctuations or movements in exchange rates may cause the value of underlying international investments to go up or down. Please refer to the prospectus for more details on the charges and expenses that may be recovered from the Fund. Shares are valued on a daily basis using 23:59 (UK Time) prices. Transaction requests received before 14h30 (UK Time) on a Thursday will receive the following valuation point unit price. This is an accumulation portfolio and does not distribute income. Telephone calls may be recorded. Apex Financial Services (Corporate) Limited, STANLIB Fund Managers Jersey Limited and Melville Douglas Balanced Fund Limited are regulated by the Jersey Financial Services Commission.

Prices are available from the Manager on request.

Performance figures are calculated for the relevant class on a NAV basis.

Collective investment schemes are traded at ruling prices and can engage in borrowing and scrip lending. Collective Investment Schemes are generally medium to long-term investments.

An investment management agreement exists between the Fund, the Manager and Melville Douglas Investment Management (Pty) Ltd exists appointing Melville Douglas Investment Management (Pty) Ltd as the sole representative for the investment management functions performed in South Africa. Melville Douglas Investment Management (Pty) Ltd is a company registered in South Africa with company number 1987/05041/07, and a subsidiary of Standard Bank Group Limited. Melville Douglas Investment Management (Pty) Ltd is licensed as a financial services provider in terms of Section 8 of the Financial Advisory and Intermediary Services Act, 2002 (Act No. 37 of 2002). The appointed representative for the Fund in South Africa is STANLIB Collective Investments (RF) Pty Ltd.

The manager does not provide any guarantee either with respect to the capital or the return of the portfolio.