

# Melville Douglas Income Fund Limited Enhanced Income (USD) Class

## Fund information update at 31 May 2026

### What is the fund's objective?

The objective of the Class Fund is to provide a return in excess of Barclays Benchmark Overnight USD Cash Index, whilst maintaining a high degree of capital preservation.

### What does the fund invest in?

The Class invests primarily in quality short-dated fixed, floating and inflation linked interest bearing securities, and, where in the opinion of the Investment Manager, direct investment in direct securities will not achieve sufficient diversification to achieve the Class Fund's objective, the Class Fund may also invest in other collective investment schemes.

### What possible risks are associated with this fund?

The risk rating seen below is designed to give an indication of the level of risk, measured by volatility, associated with this specific portfolio. In order to arrive at the specific risk rating of the portfolio in question, Melville Douglas measures the volatility of the fund, in the form of standard deviation, over a three year rolling period, and compares the result to internal risk parameters. Please note that these risk ratings are designed as a guide only.

#### Risk rating

Conservative	Moderately conservative	Moderate	Moderately aggressive	Aggressive
--------------	-------------------------	----------	-----------------------	------------

### What is the suggested investment period for this fund?

#### Minimum period

1 Month	6 Months	1 Year	3 Years	5 Years	7 Years
---------	----------	--------	---------	---------	---------

### Who should consider investing in this fund?

This fund is suitable for investors who are seeking an alternative to cash via a diversified portfolio of highly liquid money market and short dated fixed term investments.

### Income

Dividends may be declared from time to time in accordance with the provisions of Companies (Jersey) Law, 1991 (as amended).

### General information

<b>Size (NAV)</b>	\$ 76.02 million	
<b>Peer group</b>	EAA Fund USD Diversified Bond - Short Term	
<b>Benchmark</b>	Barclays Overnight USD Cash Index	
<b>Section 65</b>	Approved	
This Class Fund is approved for sale in South Africa under Section 65 of the Collective Investment Schemes Control Act, 2002 (CISCA).		
	<b>Class B</b>	<b>Class C</b>
<b>Launch</b>	04 August 2023	04 August 2023
<b>ISIN number</b>	JE00BFM12X20	JE00BFM13S42
<b>SEDOL code</b>	BFM12X2	BFM13S4
<b>Bloomberg</b>	MDIEIBU JY	MDIEICU JY
<b>Minimum investment requirements -</b>		
<b>New business</b>	Open	Open
<b>Initial</b>	\$ 15,000	\$ 2,500
<b>Subsequent</b>	\$ 1,000	\$ 1,000

### What are the costs to invest in this fund?

#### Maximum charges

	Class B	Class C
<b>Initial fee (manager)</b>	0.000%	0.000%
<b>Initial fee (adviser)</b>	3.000%	3.000%
<b>Annual fee (manager)</b>	0.950%	0.750%
<b>Annual fee (adviser)</b>	0.300%	0.000%
<b>Performance fee</b>	N/A	N/A

**Annual fee (manager)** - this is a service charge (% based) applicable to each class of a fund, that is levied on the value of your portfolio and includes the **Annual fee (adviser)** fee (where applicable). Annual fees are calculated and accrued daily and recovered monthly from the income awaiting distribution in the fund.

#### Cost ratios (annual) including VAT as at 31 March 2026

	Class B	Class C
<b>Based on period from:</b>	04/08/2023	04/08/2023
<b>Total Expense</b>	1.03%	0.83%
<b>Transaction Costs</b>	0.00%	0.00%
<b>Total Investment Charge</b>	1.03%	0.83%
<b>1 Year Total Expense</b>	1.03%	0.83%

**Total Expense (TER):** This ratio shows the charges, levies and fees relating to the management of the portfolio and is expressed as a percentage of the average net asset value of the portfolio, calculated over the period shown and annualised to the most recently completed quarter. A higher TER does not necessarily imply a poor return, nor does a low TER imply a good return. The current TER should not be regarded as an indication of future TERs.

**Transaction Costs (TC):** This ratio shows the percentage of the value of the fund incurred as costs relating to the buying and selling of the fund's underlying assets. TC are a necessary cost in administering the fund and impacts fund returns. It should not be considered in isolation as returns may be impacted by many other factors over time including market returns, the type of fund, investment decisions of the investment manager and the TER.

**Total Investment Charges (TIC):** This ratio is simply the sum of the TER and TC, showing the percentage of the value of the fund incurred as costs relating to the investment of the fund. It should be noted that performance figures account for all costs included in the TIC ratio, so you should not deduct the TIC from performance figures, the performance is already net of the TIC.

### Who are the investment managers?

Melville Douglas Investment Management (Pty) Ltd, FSP 595, an authorised Financial Services Provider under the Financial Advisory and Intermediary Services Act 2002, manage the investments of the fund. Since 1983 Melville Douglas has been delivering superior investment returns across a number of asset classes. As a global boutique investment management company within the Standard Bank Group, we are uniquely positioned to offer domestic and offshore investment solutions. What truly sets Melville Douglas apart is our experienced investment team and our approach to investing – driven by balance, a long-term view and a commitment to fundamental research – which informs our investment decisions across the board.



#### Simon Bradbury

FCSI, Chartered Wealth Manager  
Fixed Income and Currency Strategy

Simon joined Standard Bank in 2002, with over 30 years' experience in the industry. He has built up extensive knowledge of global wealth management solutions, specialising in international fixed income and currency markets. He is co-manager of the Melville Douglas Bond and Enhanced Income Funds, whilst he also manages the investments of a number of high-net-worth clients. Simon is a Chartered Wealth Manager and a Fellow of the Chartered Institute for Securities and Investment.



#### Karl Holden

FCSI, Chartered Wealth Manager  
Head of International Fixed Interest and Currency Strategy

Karl joined Standard Bank in 1991 and specialises in global fixed income and currency markets. He is lead manager of the Melville Douglas Bond Funds and also manages the investments of a number of high-net-worth clients. Karl is a Chartered Wealth Manager, Fellow of the Chartered Institute for Securities and Investment and holds the Private Client Investment Advice and Management Certificate. Karl is based in Jersey.

# Melville Douglas Income Fund Limited Enhanced Income (USD) Class

Monthly update at 31 May 2026

## Performance

Class B Launch: 04 August 2023

Class C Launch: 04 August 2023

Benchmark: Barclays Overnight USD Cash Index

Returns (%)	6m	9m	1yr	2yrs	Launch
<b>Class B</b>					
Class	1.34	2.18	3.16	3.56	3.83
Benchmark	1.87	2.92	4.05	4.48	4.81
<b>Class C</b>					
Class	1.44	2.33	3.37	3.77	4.03

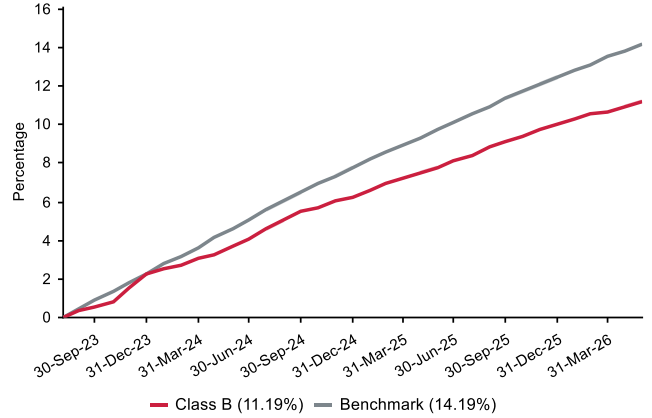
Returns (%) shown are cumulative for all periods shorter than or equal to 1 year and annualised for all periods greater than 1 year.

Statistics (%)	1yr	2yrs	Launch
<b>Class B</b>			
Positive Months	12	24	33
Max Gain	3.16	7.26	11.19
Max Drawdown	-	-	-0.13
Highest	3.96	4.99	4.99
Lowest	3.16	3.16	3.16
<b>Class C</b>			
Highest	4.17	5.21	5.21
Lowest	3.37	3.37	3.37

Highest - this reflects the highest 12 month return during the period.

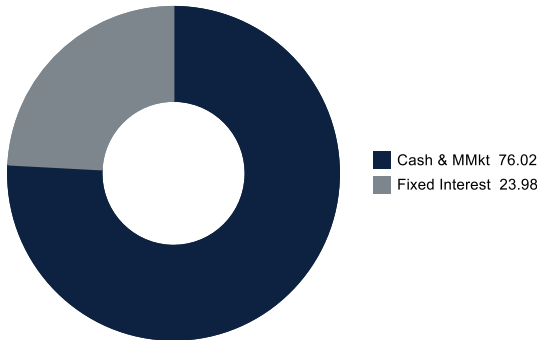
Lowest - this reflects the lowest 12 month return during the period.

### Cumulative performance (%) from Launch



## Holdings

### Asset class (%)



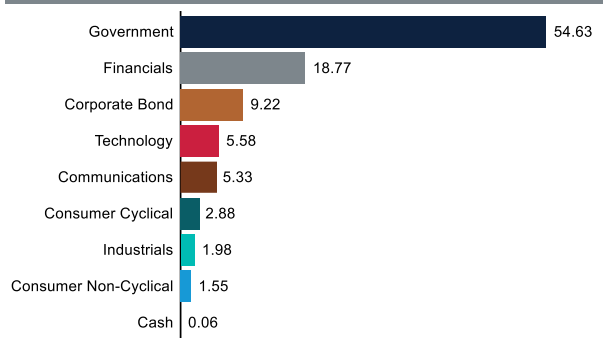
### Top holdings (%)

iShares \$ Short Dur Corp Bond UCITS ETF USD (Dist)	7.47
European Investment Bank 4.375% 19/03/2027	7.08
Asian Development Bank 1.5% 20/01/2027	6.82
KfW 4% 05/11/2026	6.65
BNG Bank NV 3.625% 01/10/2026	6.65
Intl Bank for Recon & Dev 0.875% 15/07/2026	6.63
Republic of South Africa 4.85% 27/09/2027	6.42
US TSY Bill 0% 14/07/2026	5.30
Inter-American Dev Bank 1.5% 13/01/2027	5.23
US TSY Bill 0% 07/07/2026	5.04

### Currency (%)



### Category (%)



# Melville Douglas Income Fund Limited

## Enhanced Income (USD) Class



### Quarterly update at 31 March 2026

#### Fund review

The objective of the Class Fund is to provide a return in excess of the Barclays Benchmark Overnight USD Cash Index, whilst seeking to maintain a high degree of capital preservation. Investment will primarily be in quality fixed, floating and inflation linked interest bearing securities, and, where in the opinion of the Investment Manager, direct investment in direct securities will not achieve sufficient diversification to achieve the Class Fund's objective, the Fund may also invest in other collective investment schemes.

Whilst the Fund delivered a positive return over the quarter, the rise in yields through March together with a slight widening in credit spreads resulted in returns slightly shy of the benchmark.

#### Market overview

Unsurprisingly, the global interest rate outlook has been severely buffeted by the ongoing war in Iran. The inflationary consequences of the spike in oil & gas prices prompted major bond markets to abandon any probability of rate cuts in 2026 and rapidly re-price for either tighter, or in the case of the US, unchanged monetary policy into the end of the year. Clearly, the situation remains extremely fluid and at the mercy of any number of questionable communications from the Trump administration, but the market's first reaction has been to price for a supply side inflation shock. If the spike in oil & gas prices proves to be temporary then central banks will likely 'see through' upcoming short-lived price pressures and refrain from aggressively tightening monetary policy given the obvious negative ramifications for economic growth, particularly in the UK and Eurozone which are net importers of energy. Conversely, a sustained inflation shock may leave central banks no option but to raise interest rates in an effort to stave off demand and by default slow economic growth, perhaps materially. Obviously, much depends on the outcome of negotiations and consequently, the full re-opening of the Strait of Hormuz, but there is no doubt that the political and economic effects of this war will continue to be a major factor for global markets as we work beyond an already highly volatile start to 2026.

#### Looking ahead

Economic fundamentals and current data releases on the health of the US economy are understandably being overshadowed by the myriad of possible outcomes from the middle eastern conflict, however, it is important to gauge the strength of the economy prior to the conflict to assess its resilience to any upcoming shocks, be they inflationary, growth or both. Despite the headwinds of tariff/trade uncertainty, above target inflation and a government shutdown in Q4 2025, the economy posted a decent circa 2% growth rate last year aided predominantly by resilient and healthy consumer spending. This positive momentum carried into 2026 with the majority of leading economic data surprising to the upside, particularly in the services sector, the largest contributor to overall growth. Looking ahead, the higher energy prices clearly pose a downside risk for the economy however the US Federal Reserve (Fed) are still forecasting GDP at +2.4% for the current year despite the economic benefits of Trump's 'One Big Beautiful Bill' now somewhat nullified by an inevitable rise in inflation in the coming months.

Ahead of March's spike in the oil price, the Fed was pre-emptively signalling a more hawkish tilt given the resilience in the economy and already above target inflation. We had previously tempered our interest rate outlook to just one cut for the remainder of this year, but recent events now steer us towards a prolonged 'on hold' outcome for the central bank as the US, a net energy exporter, is arguably less exposed to a growth shock but potentially faces a bigger inflation impulse than some other nations. Importantly, if the bulk of the upcoming rise in inflation is deemed transitory, the Fed should 'look through' the data and refrain from hiking rates, particularly as the recent rise in government yields has already tightened financial conditions, effectively relieving the central bank of much of the 'hawkish work' already.

Yields have risen across the curve as market pricing has moved from discounting two 25 basis point cuts to no change in policy. The interest rate sensitive 2-year benchmark yield has suffered the largest move rising 32 basis points over the quarter leading to a steepening of the yield curve. This steepening has provided an opportunity to extend the duration via one and two year maturing Supranational bonds, increasing the yield of the Fund.

The commentary gives the views of the portfolio manager at the time of writing. Any forecasts or commentary included in this document are not guaranteed to occur.

#### Change in allocation of the fund over the quarter

Asset type	Q1 2026	Q4 2025	Change
Cash & MMkt	85.80	84.65	1.15
Fixed Interest	14.20	15.35	-1.15

The portfolio adhered to its portfolio objective over the quarter.

#### Fund classes

Class	Type	Price (\$)	Shares	NAV (\$)
B	Retail	11.06	54,226.47	599,892.96
C	Retail	11.12	49,084.25	545,900.24

All data as at 31 March 2026.

Shares - the amount of Participating Shares in issue in each relevant class.

# Melville Douglas Income Fund Limited

## Enhanced Income (USD) Class



### Important information at 31 May 2026

#### Disclosures

Collective Investment Funds (CIF) are generally medium to long term investments. The value of participatory interests may go down as well as up and past performance is not necessarily a guide to future performance. CIF are traded at ruling prices and can engage in borrowing and scrip lending.

The Enhanced Income (USD) Class is a class fund of the Melville Douglas Income Fund Limited (the Fund). The Fund is an 'umbrella fund' and an open-ended investment fund company registered by way of continuation in Jersey under a certificate of continuance dated 31 March 2003 with limited liability under the Law as a no par value company. The Fund is regulated as a Collective Investment Fund by the Jersey Financial Services Commission. The manager of the Fund is STANLIB Fund Managers Jersey Limited (the Manager). The Manager is 100% owned by STANLIB Limited, which is wholly owned by Liberty Holdings Limited. Liberty is a full member of the Association for Savings and Investments of South Africa (ASISA). The manager has a right to close a portfolio to new investors in order to manage the portfolio more efficiently in accordance with its mandate. The Manager does not provide any guarantee either with respect to the capital or the return of the class fund. A schedule of fees and charges and maximum commissions is available on request from the Manager. The custodian/trustee of the Fund is Apex Financial Services (Corporate) Limited (the Custodian). The Fund, the Manager and the Custodian are regulated by the Jersey Financial Services Commission.

The investments of this class fund are managed, on behalf of the Manager, by Melville Douglas Investment Management (Pty) Ltd (the Investment Manager), an authorised financial services provider (FSP), FSP No. 595, under the Financial Advisory and Intermediary Services Act (FAIS), Act No. 37 of 2002. The Investment Manager, pursuant to a distribution agreement made between it and the Manager, acts as distributor to the class fund in South Africa.

STANLIB Collective Investments (RF) (Pty) Limited is the appointed Fund's representative in the RSA, by the Manager, in respect of the Fund. The RSA Representative is responsible for assisting the Fund with compliance with RSA regulatory requirements in respect of certain Classes to be marketed to investors in the RSA.

Prices are calculated and published on each working day, these prices are available on the Manager's website ([www.stanlib.com](http://www.stanlib.com)). This portfolio is valued at 23h59 (GMT). Forward pricing is used. Investments and repurchases will receive the price of the next day if received prior to 14h30 (GMT). Settlement must be made in the relevant class fund's base currency. This portfolio is permitted to invest in foreign securities. Should the portfolio include any foreign securities these could expose the portfolio to any of the following risks: potential constraints on liquidity and the repatriation of funds; macroeconomic risks; political risks; foreign exchange risks; tax risks; settlement risks; and potential limitations on the availability of market information.

All return figures quoted are in USD, as at 31 May 2026, based on data sourced from Morningstar.

Annualised return figures are the compound annualised growth rate (CAGR) calculated from the cumulative return for the period being measured. These annualised returns provide an indication of the annual return achieved over the period had an investment been held for the entire period. Actual annual figures are available on request from the Manager.

Fund performance figures are calculated for the relevant class of the Fund, for a lump sum investment, on a NAV-NAV basis, with income reinvested on the ex-dividend date. Individual investor performance may differ due to initial fees, actual investment date, date of reinvestment of income and dividend withholding tax. Fund performance figures account for all costs that contribute to the calculation of the cost ratios quoted, all fund returns quoted are therefore after these costs have been accounted for.

Statistics - Positive Months: the number of individual 1 month periods during the specified time period where the return was not negative; Max Gain: the maximum gain in a trough-to-peak incline before a new trough is attained, quoted as the percentage between the trough and the peak. It is an indicator of upside risk over a specified time period (quoted for all periods of 1 year or longer); Max Drawdown: the maximum loss in a peak-to-trough decline before a new peak is attained, quoted as the percentage between the peak and the trough. It is an indicator of downside risk over a specified time period (quoted for all periods of 1 year or longer, where blank no loss was experienced); Highest and Lowest: the highest and the lowest 1 year return (%) that occurred during the specified time period (quoted for all relevant classes launched 1 year or more prior to current month end date).

Additional information about this product including, but not limited to, brochures, application forms and annual or quarterly reports, can be obtained free of charge, from the Investment Manager and from the Investment Manager's website ([www.melvilledouglas.co.za](http://www.melvilledouglas.co.za)).

This document does not constitute an offer of sale. Investors are requested to view the latest Prospectus and Minimum Disclosure Document for information pertaining to this product, as well as seeking professional advice, should they be considering an investment in this product. The Manager provides no guarantee or warranty as to the accuracy of the content of this document. Every effort has been made to ensure that the content is accurate at time of issue. This document is not advice, as defined under FAIS. Please be advised that there may be a representative acting under supervision.

Trail fees are paid inclusive of VAT meaning, where a South African adviser is registered for VAT, the VAT levied is included in the fee payable to the adviser out of the fund's annual management charge. Initial fees are also paid inclusive of VAT.

#### Contact details

##### Manager and Registrar

STANLIB Fund Managers Jersey Limited  
Reg. No. 30487  
Standard Bank House, 47-49 La Motte Street, JE2 4SZ  
Telephone: +44 (0)1534 881400  
Email: SFMJ@stanlib.com  
Website: [www.stanlib.com](http://www.stanlib.com)

##### Fund Directors

M.Laws, M.Farrow, D.Jardine and O.Sonnbichler.

##### Trustee/Custodian

Apex Financial Services (Corporate) Limited  
Reg. No. 702  
IFC 5, JE1 1ST  
Telephone: +44 (0)1534 847000

##### Investment Manager and Distributor

Melville Douglas Investment Management (Pty) Ltd  
An authorised financial services provider, FSP No. 595  
Reg. No. 1987/005041/07  
8th Floor West Wing, 30 Baker Street, Rosebank, 2196  
Telephone: +27 (0)11 721 7964  
Website: [www.melvilledouglas.co.za](http://www.melvilledouglas.co.za)

##### RSA Representative

STANLIB Collective Investments (RF) (Pty) Limited  
Reg. No. 1969/003468/07  
17 Melrose Boulevard, Melrose Arch, 2196  
Telephone: 0860 123 003